

### Fund Description

The Fiducian Capital Stable Fund is suitable for investors seeking a relatively high level of income supplemented by a modest level of capital growth. The bulk of the portfolio is held in the fixed interest and cash sector to reduce the likelihood and frequency of negative returns over a single year period. However, some exposure to shares for long-term performance is also included.

This Fund is likely to be suitable for investors who can hold investments for two to three years at least, who are relatively conservative, but are prepared to take some risk by investing a small portion of their assets in Australian and international share funds and property.

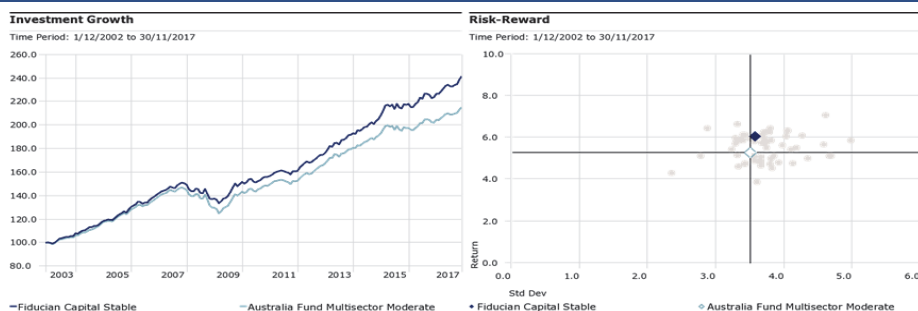
<b>Fund Classification</b>	Core/Diversified	Sector	Specialist/Satellite
----------------------------	------------------	--------	----------------------

### Manager Commentary

The Fund out-performed the median manager by 0.3% with a return of 1.1% during November. Over the rolling year, the Fund out-performed the median manager by 1.8% with a return of 7.9%. During the month, both cash and bonds under-performed growth assets including domestic listed property securities. The Fund's overweight exposure to global shares and domestic shares added to fund performance as global equities rose during the month. Under-performances by the Fiducian Australian Shares Fund, the Fiducian International Shares Fund and the Fiducian Property Securities Fund detracted somewhat from fund performance on a relative basis. Underweight exposure to defensive assets, however, contributed to fund performance as fixed interest sectors were mildly positive, with the Australian 10-year Government bond yield falling for 2 consecutive months (-0.17%), after peaking in September at 2.84%. Energy, base metals and bulk commodities were volatile but broadly higher during the month, which boosted the resources sector.

An overweight exposure to international and domestic equities remains, as currently valuations for equities still appear to be more attractive than for Australian and international bonds, despite a recent fall in the bond markets. This fund was ranked 10<sup>th</sup> out of 114 multi-sector diversified stable funds surveyed by Morningstar for the year ended-November.

### Fund Performance and Risk Analytics Summary (source: Morningstar)



#### Current Period Return (net of fees as at 30 November 2017)

	1 Mth	3 Mth	6 Mth	1 Yr	3 Yrs (pa)	5 Yrs (pa)	10 Yrs (pa)
<b>Fund</b>	1.1%	3.1%	3.0%	7.9%	5.5%	6.7%	4.8%
Median	0.8%	2.4%	2.4%	6.1%	4.1%	5.5%	4.3%
Excess	0.3%	0.7%	0.6%	1.8%	1.4%	1.2%	0.5%

#### Risk Exposure

	1 Yr	3 Yrs (pa)	5 Yrs (pa)	10 Yrs (pa)
<b>Fund Volatility (Std Dev %)</b>	2.5%	3.6%	3.3%	3.9%
Median (Std Dev %)	2.3%	3.2%	3.0%	4.0%
Beta	0.97	1.00	0.99	0.98
Tracking Error (% pa)	0.6%	0.8%	0.8%	0.9%

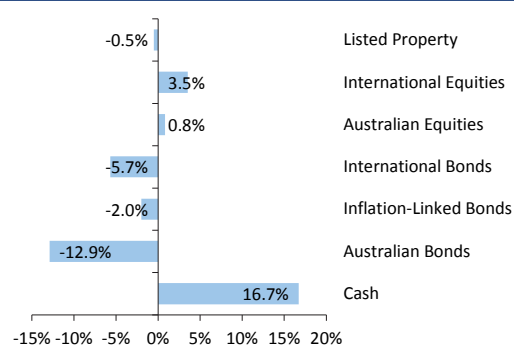
#### Calendar Year return (net of fees)

	2009	2010	2011	2012	2013	2014	2015	2016
<b>Fund</b>	10.3%	3.3%	2.7%	9.7%	9.3%	7.9%	4.6%	4.0%
Median	9.4%	3.9%	2.0%	9.6%	8.2%	6.6%	2.4%	3.5%
Excess	+0.9%	-0.6%	+0.7%	+0.1%	+1.2%	+1.1%	+2.2%	+0.5%

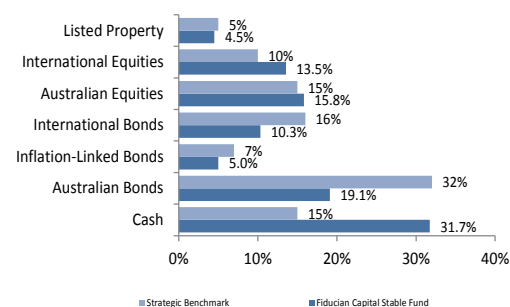
### Fund Facts

<b>Portfolio Manager:</b>	Conrad Burge
<b>Asset Sector:</b>	Diversified Assets
<b>Asset Code:</b>	SF1
<b>ARSN:</b>	093 542 879
<b>APIR Code:</b>	FPS0002AU
<b>Benchmark:</b>	Morningstar Multisector Moderate Median
<b>Inception Date:</b>	March 1997
<b>Fund Size:</b>	\$206.0 mil as at 30 November 2017
<b>Application/Exit Fee:</b>	Nil
<b>Management Fee:</b>	0.96%

### Tactical Asset Tilts



### Asset Allocation



### Top Holdings

Asset Class	Fund Manager	Weight	
Australian Equities	Solaris	3.0%	
	Fidelity	2.6%	
	Bennelong	2.6%	
	L1 Capital	3.4%	
	Ausbil Dexia	2.4%	
	BT	1.8%	
	International Equities	Franklin Templeton	3.8%
		BlackRock	0.3%
		Wellington	3.7%
		SSGA	3.7%
State Bank of India		0.1%	
Sundaram		0.3%	
HDFC		0.1%	
Vanguard		0.6%	
Wellington Technology		0.6%	
Wellington Biotechnology		0.3%	
Listed Property	BlackRock	0.6%	
	Phoenix	0.3%	
	Principal	0.7%	
Australian Bonds	BlackRock	1.3%	
Inflation-Linked Bonds	BlackRock	0.0%	
International Bonds	BlackRock	18.1%	
	Net Cash	BlackRock	5.0%
	CMT	10.3%	