

Fiducian Growth Fund

Monthly Report - March 2024



Fund description


The Fiducian Growth Fund has a large allocation to growth style assets and is diversified between managers and countries, utilising the Fiducian “Manage the Manager” system that aims to achieve superior returns with reduced risk.

Over the long term, the Fund is expected to generate higher returns than funds with a lower allocation to growth assets, but will also be exposed to capital losses when markets turn down.

The Fund is suitable for investors seeking good long term capital growth with possible short term volatility. The recommended holding period is at least 7 years.

Fund facts

Portfolio manager: Conrad Burge
ARSN: 093 543 241
APIR code: FPS0004AU
Benchmark: Zenith AMI Mixed Asset Growth Index
Current fund size: \$405 million (March 2024)
Management cost: 0.99%
Total management costs: 1.08%
Application/Exit fee: Nil
Inception Date: March 1997



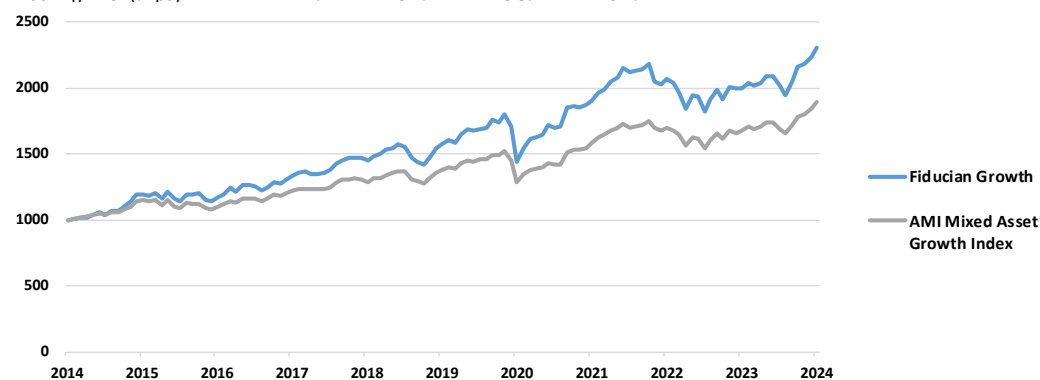
Performance and Risk

After fee returns as at 31 March 2024

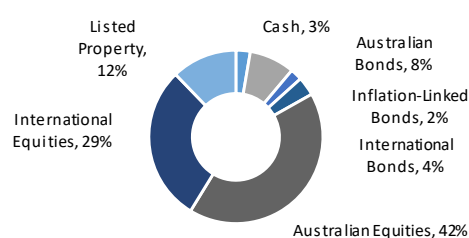

	1 Mth	3 Mth	6 Mth	1 Yr	3 Yrs	5 Yrs	7yrs	10 Yrs
Fund	3.1%	7.0%	14.6%	15.7%	6.5%	8.0%	8.1%	8.7%
Index	2.6%	5.9%	11.7%	12.7%	6.1%	6.6%	6.5%	6.6%
Excess	0.6%	1.1%	2.9%	3.1%	0.5%	1.4%	1.7%	2.1%
Ranking				16/160	50/152	8/144	6/139	3/128

Risk Exposure

	1 Yr	3 Yrs	5 Yrs	10 Yrs
Fund Volatility (Std Dev %)	9.5%	11.0%	13.0%	10.8%
Benchmark (Std Dev %)	7.0%	8.1%	9.6%	8.0%
Beta	1.24	1.29	1.31	1.31
Tracking Error (% pa)	2.7%	3.4%	3.9%	3.2%



Tactical tilts and current asset weights



Fiducian Growth Fund

Monthly Report - March 2024



Market Commentary and Outlook

The global economy has held steady in recent months, although growth in some of the advanced economies, particularly in Europe and Japan, remains weak. However, inflation has continued to decline, and in the words of the International Monetary Fund (IMF April report) most indicators point to a 'soft landing', although interest rates are likely to stay 'higher for longer' than previously anticipated.

Global equity markets had another positive month in March. In the US, the broad market (S&P 500 index) rose by 3.1%, and the Australian stock market (ASX 200 index) gained 3.3%. Other global markets, including Japan, the UK and Germany also recorded gains of between 3% and 4%. Bond returns were positive for the month, whilst commodity price performance was mixed.

Looking ahead, monetary policy could begin to become less restrictive before the end of this year, which could help to sustain markets. However, geopolitical risks represent potential headwinds. Despite this, the IMF is now forecasting global growth to be 3.2% in 2024, which is close to the long-term trend rate for growth. In broad terms, share markets continue to appear more attractive than most other investment opportunities.

Fund Commentary

The Fund outperformed its benchmark in March, with a return of 3.1%, compared to the benchmark return of 2.6%. Over the 12 months to the end of March, the Fund returned 15.7%.

Growth assets continued to perform well, with Listed Property (+9.7%) delivering strong gains, alongside Australian and International Equities. Bond returns were also positive for the month, returning 1%.

The Fund currently has small overweight positions in International equities and listed property. Additionally, the underweight position in bonds relative to cash has now been closed.

In the Zenith AMI Mixed Asset-Growth Category, the Fiducian Growth Fund returns were ranked 16 out of 160 funds over one year, 8 out of 144 funds over five years, and 3 out of 128 funds over the ten year period to 31 March 2024.

Managers and weights

Asset Class	Fund Manager	Weight
Australian Equities 41.7%	Solaris	7.3%
	Fidelity	5.9%
	Bennelong	8.0%
	L1 Capital	5.5%
	Ausbil Dexia	7.8%
	Pendal	7.1%
International Equities 28.6%	Franklin Templeton	6.8%
	Challenger	9.2%
	Wellington	4.8%
	Wellington Value	4.1%
	State Bank of India	0.3%
	Sundaram	0.4%
	Tata	0.3%
	EquiPoise	0.2%
	Vanguard	0.5%
	Wellington Technology	1.0%
	Wellington Biotechnology	0.2%
	Loftus Peak Technology	0.4%
	Nordic Technology	0.3%
Listed Property 12.1%	BlackRock	1.2%
	Phoenix	5.5%
	Principal	5.5%
Australian Bonds 8.4%	Perpetual Fixed Interest	3.1%
	BlackRock	0.1%
	Challenger	5.2%
Inflation Linked Bonds 2.2%	Challenger	2.2%
International Bonds 3.5%	BlackRock	3.5%
Cash 3.4%	BlackRock	1.9%
	Cash	1.6%

Top stock holdings

Top Australian Stocks	Industry	Weight
BHP Group	Mining	8.1%
CSL Limited	Biotechnology	7.4%
Commonwealth Bank	Banks	5.3%
Goodman Group	REITS	4.7%
Santos Ltd	Oil & Gas	3.7%
National Australia Bank	Banks	3.6%
Macquarie Group	Banks	3.1%
QBE Insurance Group	Insurance	2.9%
James Hardie Industries	Building Materials	2.8%
Aristocrat Leisure	Entertainment	2.3%

Top International Stocks	Industry	Weight
Daiichi Sankyo	Pharmaceuticals	1.8%
Amazon.Com	Internet	1.7%
Equinix Inc	REITS	1.6%
Humana Inc	Healthcare-Services	1.6%
Tyler Technologies	Software	1.6%
Charles River	Healthcare-Services	1.6%
Intuitive Surgical	Healthcare-Products	1.5%
Zebra Technologies	Business Equipment	1.5%
Sika Ag	Building Materials	1.5%
Broadridge Financial	Software	1.5%

Fiducian Investment Management Services Limited

Issued by Fiducian Investment Management Services Limited ABN 28 602 441 814 AFS Licence number 468211. This document provides general information only. It does not have regard to your objectives, financial situation or needs. We recommend that you seek financial planning advice, and consider whether this investment is appropriate to your objectives, financial situation and needs before making any investment decision.

The information has been compiled from sources considered reliable, but is not guaranteed. Past performance is not indicative of future performance and we do not guarantee the performance of the Fund or any specific rate of return. Potential investors should also obtain and consider the relevant Target Market Determination (TMD) and Product Disclosure Statement (PDS) (available from your financial adviser and via fiducian.com.au) before making a decision about whether to acquire or continue to hold any financial product. Unless indicated otherwise, all data is at 31 March 2024.

Ranking data © FE fundinfo (Australia) Pty Limited ABN 18 601 868 311 (FE fundinfo), Authorised Representative of Zenith Investment Partners Pty Ltd ABN 27 103 132 672, AFSL 226872 under AFS Representative Number 1297668. Data provided by FE fundinfo does not constitute financial product advice. However, to the extent that any information in this document constitutes advice, it is General Advice (s766B Corporations Act) for Wholesale clients only and FE fundinfo has not taken into account the objectives, financial situation or needs of any specific person who may read it, including target markets of financial products, where applicable. It is not a specific recommendation to purchase, sell or hold any product(s) and is subject to change at any time without prior notice. Individuals should seek their own independent financial advice before making any investment decision and should consider the appropriateness of any advice in light of their own objectives, financial situations or needs. Investors should obtain a copy of and consider any relevant PDS or offer document before making any decision. Data is provided in good faith and is believed to be accurate, however, no representation, warranty or undertaking in relation to the accuracy or completeness of the data is provided. Data provided is subject to copyright and may not be reproduced, modified or distributed without the consent of the copyright owner. Except for any liability which cannot be excluded, FE fundinfo does not accept any liability for any errors or omissions, whether direct or indirect, arising from use of data or information contained in this document. Past performance is not an indication of future performance. Full details regarding FE fundinfo's contact details are available at <https://www.fefundinfo.com/en-au/contact-us/>