



Fund description

The Fund invests in a diversified group of international equity managers. The Fund utilises the Fiducian “Manage the Manager” process, carefully selecting best of breed managers with different styles, sector and geographical exposures with the aim of achieving superior returns with reduced risk.

This Fund gives investors exposure to the growth of major global economies through investment in international companies. A currency overlay manages the exposure to international currencies.

International share investment can be volatile over the short term, and the recommended holding period is at least 8 years.

Fund facts

Portfolio manager: Conrad Burge

ARSN: 093 543 456

APIR code: FPS0005AU

Benchmark: MSCI Ex-Australia Index

Current fund size: \$594 million (April 2024)

Management cost: 1.24%

Total management costs: 1.30%

Application/Exit fee: Nil

Inception Date: February 1997

Manager	Style		Sector	
	Value	Core	EM	DM
Franklin Templeton				●
Challenger		●		●
Wellington GRE		●		●
Wellington Value	●			●
Fiducian India			●	
Fiducian Technology			●	●
Vanguard		●	●	

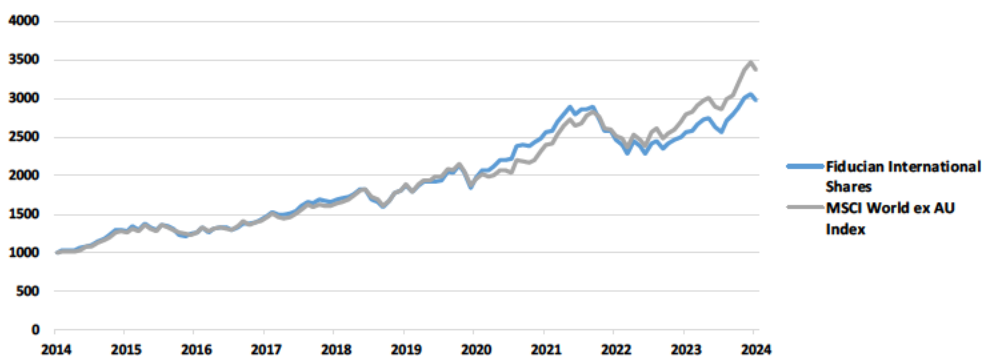
Performance and Risk

After fee returns as at 30 April 2024

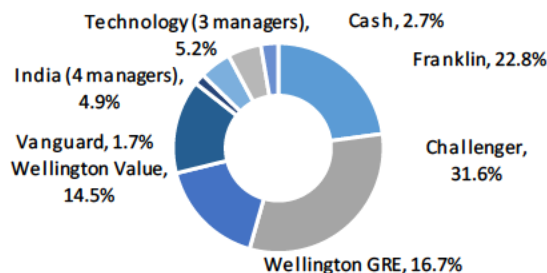
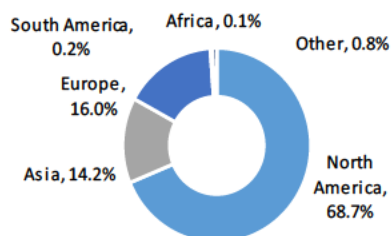
	1 Mth	3 Mth	6 Mth	1 Yr	3 Yrs	5 Yrs	7yrs	10 Yrs
Fund	-3.0%	3.7%	14.8%	15.6%	5.0%	9.7%	10.4%	11.5%
Index	-3.3%	5.6%	17.3%	20.7%	12.0%	12.3%	12.6%	12.9%
Excess	0.2%	-1.9%	-2.5%	-5.1%	-7.0%	-2.7%	-2.3%	-1.5%

Risk Exposure

	1 Yr	3 Yrs	5 Yrs	10 Yrs
Fund Volatility (Std Dev %)	9.9%	12.1%	12.5%	11.5%
Benchmark (Std Dev %)	10.1%	12.0%	12.1%	11.2%
Beta	0.86	0.92	0.95	0.95
Tracking Error (% pa)	3.2%	4.0%	4.4%	4.0%



Geographic exposures and current manager weights



Market Commentary and Outlook

The global economy has continued to expand at a moderate pace, although growth in some of the advanced economies, particularly in Europe and Japan, remains weak. Inflation data continues to point to a moderation in pricing pressures, although recent consumer price data in countries including Australia and the United States has been higher than expected. This means that interest rates are likely to stay ‘higher for longer’ than previously anticipated.

This news that inflation had not been falling as rapidly as expected was negative for global equity markets. In the US, the broad market (S&P 500 index) declined by 4.2%, and the Australian market (ASX 200 index) was 2.9% lower over the month. Commodities had a positive month, with gains in copper, iron ore and coal prices. Rising long-term interest rates resulted in negative returns for fixed income assets.

Looking ahead, monetary policy could begin to become less restrictive towards the end of this year if inflation rates continue to decline, which could help to sustain markets. However, geopolitical risks represent potential headwinds. Despite this, the IMF is now forecasting global growth to be 3.2% in 2024, which is close to the long-term trend rate for growth. In broad terms, share markets continue to appear more attractive than most other investment opportunities.

Fund Commentary

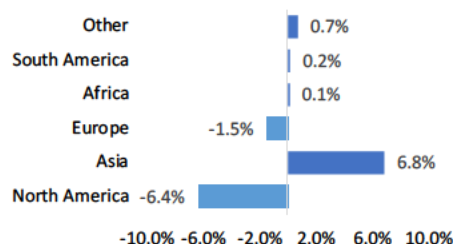
The Fund declined by 3.0% in April, which was above the index return of -3.3% for the MSCI World ex-Australia index (in AUD). Over the month, the Fiducian India Fund (+4.4%) was the top performer followed by Vanguard Emerging Markets (+0.9%).

For the 12 months to the end of April, the Fund rose by 15.6%, compared to the 20.7% rise in the index. The Fiducian Technology Fund (+29.3%) has been the best performer over the period followed by the Fiducian India Fund (+31.2%). The Franklin Growth Mandate and the Wellington Global Research Equity Mandate have detracted from performance.

The Fund remains strongly diversified, with 14 underlying managers and exposure to over 50 different countries and a broad range of industries. The United States and Europe remain the largest regional exposures by virtue of their size in global markets. The largest regional tilt is towards Asian equities (predominantly India), which offer relatively high earnings growth rates, and overall the Fund has a marginal overweight exposure to emerging markets relative to developed markets.

Top stock holdings and geographic tilts

Stock	Industry	Weight
Microsoft Corp	Software	3.1%
Amazon.Com	Internet	2.7%
Nvidia Corp	Semiconductors	2.2%
Daiichi Sankyo	Pharmaceuticals	1.7%
Tyler Technologies	Software	1.3%
Sika Ag	Building Materials	1.3%
Broadridge Financial	Software	1.3%
Hdfc Bank	Banks	1.3%
Zebra Technologies	Business Equipment	1.3%
Synopsys Inc	Software	1.3%



Fiducian Investment Management Services Limited

Issued by Fiducian Investment Management Services Limited ABN 28 602 441 814 AFS Licence number 468211. This document provides general information only. It does not have regard to your objectives, financial situation or needs. We recommend that you seek financial planning advice, and consider whether this investment is appropriate to your objectives, financial situation and needs before making any investment decision.

The information has been compiled from sources considered reliable, but is not guaranteed. Past performance is not indicative of future performance and we do not guarantee the performance of the Fund or any specific rate of return. Potential investors should also obtain and consider the relevant Target Market Determination (TMD) and Product Disclosure Statement (PDS) (available from your financial adviser and via fiducian.com.au) before making a decision about whether to acquire or continue to hold any financial product.