



Fund description

The Fund invests in a diversified group of international equity managers. The Fund utilises the Fiducian “Manage the Manager” process, carefully selecting best of breed managers with different styles, sector and geographical exposures with the aim of achieving superior returns with reduced risk.

This Fund gives investors exposure to the growth of major global economies through investment in international companies. A currency overlay manages the exposure to international currencies.

International share investment can be volatile over the short term, and the recommended holding period is at least 8 years.

Fund facts

Portfolio manager: Conrad Burge

ARSN: 093 543 456

APIR code: FPS0005AU

Benchmark: MSCI Ex-Australia Index

Current fund size: \$603 million (February 2024)

Management cost: 1.24%

Total management costs: 1.30%

Application/Exit fee: Nil

Inception Date: February 1997

Manager	Style		Sector	
	Value	Core	EM	DM
Franklin Templeton				●
Challenger		●		●
Wellington GRE		●		●
Wellington Value	●			●
Fiducian India			●	
Fiducian Technology			●	●
Vanguard		●	●	

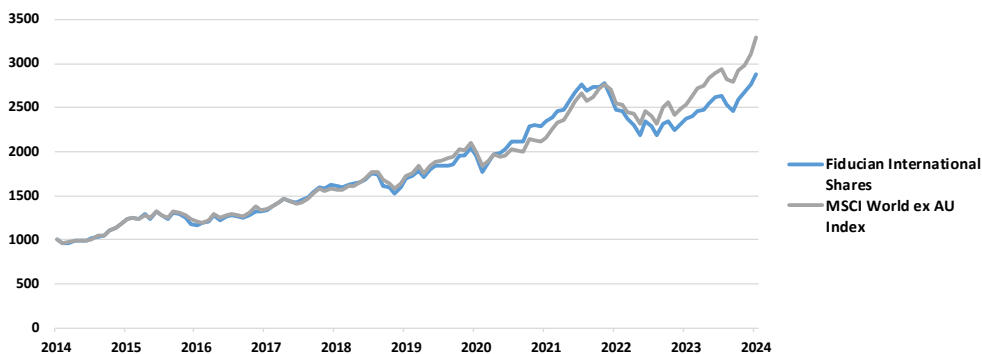
Performance and Risk

After fee returns as at 29 February 2024

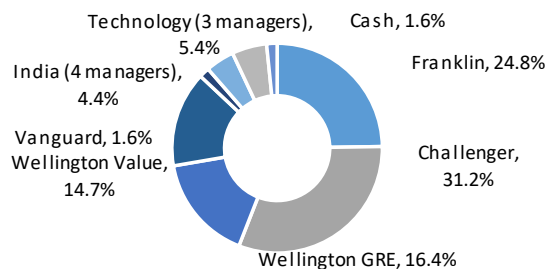
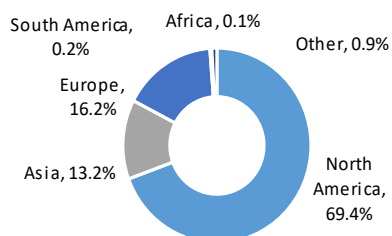
	1 Mth	3 Mth	6 Mth	1 Yr	3 Yrs	5 Yrs	7yrs	10 Yrs
Fund	4.8%	10.5%	9.2%	21.8%	7.2%	11.1%	11.5%	11.1%
Index	5.9%	12.7%	11.9%	29.8%	15.2%	13.7%	13.5%	12.7%
Excess	-1.1%	-2.2%	-2.7%	-8.0%	-8.0%	-2.6%	-2.1%	-1.6%

Risk Exposure

	1 Yr	3 Yrs	5 Yrs	10 Yrs
Fund Volatility (Std Dev %)	9.0%	12.0%	12.4%	11.5%
Benchmark (Std Dev %)	8.9%	12.0%	12.0%	11.2%
Beta	0.84	0.91	0.95	0.96
Tracking Error (% pa)	3.7%	4.3%	4.4%	4.0%



Geographic exposures and current manager weights



Market Commentary and Outlook

Measures of global economic growth have generally been better than expected in recent months. There have been some signs of improvement in manufacturing activity, and consumer spending has remained robust. The downside to this is that inflation has also been slightly higher, and interest rates are likely to stay 'higher for longer' than previously anticipated.

Global equity market performance was strong in February. In the US, the broad market (S&P 500 index) gained 5.2%, bolstered by a number of positive earnings announcements, and the Australian stock market (ASX 200 index) gained 0.8%. Emerging markets rebounded, led by gains in China (+8.1%) following the announcement of government measures to support the stock market. Fixed income returns were negative as longer term bond yields increased.

Looking ahead, monetary policy could become less restrictive this year, which may be positive for markets. However, geopolitical risks, alongside slower economic growth in the coming year represent potential headwinds. The International Monetary Fund (IMF) recently updated its economic outlook, and is now forecasting global growth to be 3.1% in 2024. This is above previous estimates, but still below the long-term trend rate of growth. In broad terms, share markets continue to appear more attractive than most other investment opportunities.

Fund Commentary

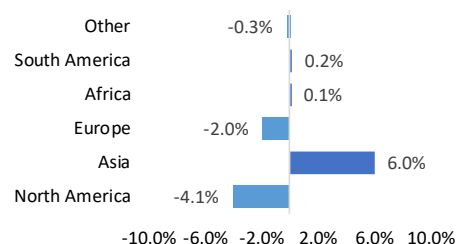
The Fund rose by 4.8% in February, which was below the index return of 5.9% for the MSCI ex-Australia index (in AUD). Over the month, the Fiducian Technology Fund (+8.1%) was the top performer followed by the Wellington Global Research mandate (+6.5%).

For the 12 months to the end of February, the Fund rose by 21.8%, compared to the 29.8% rise in the index. The Fiducian Technology Fund (+37.1%) has been the best performer over the period followed by the Fiducian India Fund (+35.4%). The Wellington Value Mandate and Vanguard Emerging Markets Fund have detracted from performance.

The Fund remains strongly diversified, with 14 underlying managers and exposure to over 50 different countries and a broad range of industries. The United States and Europe remain the largest regional exposures by virtue of their size in global markets. The largest regional tilt is towards Asian equities (predominantly India), which offer relatively high earnings growth rates, and overall the Fund has a marginal overweight exposure to emerging markets relative to developed markets.

Top stock holdings and geographic tilts

Stock	Industry	Weight
Daiichi Sankyo	Pharmaceuticals	1.9%
Charles River	Healthcare-Services	1.7%
Equinix Inc	REITS	1.7%
Intuitive Surgical	Healthcare-Products	1.7%
Broadridge Financial	Software	1.7%
Synopsys Inc	Software	1.6%
Amazon.Com	Internet	1.6%
Zscaler Inc	Computers	1.6%
Tyler Technologies	Software	1.6%
Danaher Corp	Healthcare-Products	1.6%



Fiducian Investment Management Services Limited

Issued by Fiducian Investment Management Services Limited ABN 28 602 441 814 AFS Licence number 468211. This document provides general information only. It does not have regard to your objectives, financial situation or needs. We recommend that you seek financial planning advice, and consider whether this investment is appropriate to your objectives, financial situation and needs before making any investment decision.

The information has been compiled from sources considered reliable, but is not guaranteed. Past performance is not indicative of future performance and we do not guarantee the performance of the Fund or any specific rate of return. Potential investors should also obtain and consider the relevant Target Market Determination (TMD) and Product Disclosure Statement (PDS) (available from your financial adviser and via fiducian.com.au) before making a decision about whether to acquire or continue to hold any financial product.